

Total	20	24	28	26	34	30	54	100%
Water Utilities	1	1	1	0	0	0	1	2%
Water Board	1	1	1	0	0	0	1	2%
NGO	5	12	9	8	17	10	17	31%
Network Partnership	0	4	3	3	2	2	4	7%
Knowledge Institute	0	1	0	0	1	1	1	2%
Companies	13	17	13	17	17	13	30	56%

## Overview YEP employers in 2018

Private sector Water Aggro- Male Female Dutch Local Total %

Companies (Startups, SME and consultancy firms, etc.) and NGOs are the main participants in YEP in 2018.

The final assessment of the advances paid in 2018 for each Young Experts position will take place after completion of these one- and two-year contracts in the coming years. The share of sector- and subsidy contribution, in which the 50% co-financing regulation is taken into account, can be determined after completion of the contracts. It is noted that the maximum amount of subsidy per year for a Dutch and local Young Expert is respectively €40.000 and €12.000 per year, and therefore the sector is financing at least the aforementioned amounts, however, the actual realisation of costs shows that the overall sector contribution is more than 50%.

COSTS DEPLOYMENT AND NUMBER OF YOUNG EXPERTS IN 2018*					
Advances paid in 2018	Dutch Young Experts (40)	Local Young Experts (22)	Total number Young Experts	Contribution ministry	Contribution sector
Young Experts year 1	17	11	28		
Young Experts year 2	23	21	44		
Total advance payments	€ 1.116.870	€ 304.000	€ 1.420.870		
Determination of costs 2018	Dutch Young Experts (22)	Local Young Experts (28)	Remaining amount of subsidy paid	Contribution ministry	Contribution sector
Young Experts Batch completed after year 1	6	17			
Young Experts Batch completed after year 2	16	11			
Total costs***	€ 22.693	€ -1.004	€ 21.689	€ 21.689	€ 2.364.514

FINANCIAL ACCOUNTING YEP WATER 2018*					
Execution of the programme	Days	Costs	Contribution ministry	Contribution sector	
Staff costs	615	€ 301.631	€ 262.631	€ 39.000	€ 91.863
Operational costs (incl. sector contribution to YEP)		€ 148.419	€ 56.556		€ 91.863
Total execution programme		€ 450.050	€ 319.187		€ 130.863
YEP training**	35	€ 23.128	€ 23.128		
Training costs		€ 436.551	€ 436.551		
Total training costs		€ 459.679	€ 459.679		

The realisation of costs for YEP Water and YEP Agrofood in 2018 is presented, consisting of secondment- and training costs of Young Experts, and the costs for the programme management. The financial accounts 2017 have been audited by an external auditor and the auditor's statement is received for 2018.

As YEP Water and YEP Agrofood are jointly executed, the programmes have a strong cohesion, part of the division of costs is based on the execution of the programme and management of the YEP positions.

An overview of the costs of YEP Water and Agrofood is given below.

## Financial accounting 2018

### YEP Agrofood

For Agrofood the same cost items as Water are given.

FINANCIAL ACCOUNTING YEP AGROFOOD 2018*					
Execution of the programme	Days	Costs	Contribution ministry	Contribution sector	
Staff costs	312	€ 182.792	€ 155.792	€ 27.000	
Operational costs (incl. sector contribution to YEP)		€ 55.782	€ 16.883	€ 38.899	
Total execution programme		€ 238.574	€ 172.675	€ 65.899	
YEP training**	16	€ 10.488	€ 10.488		
Training costs		€ 197.330	€ 197.330		
Total training costs		€ 818.207	€ 818.207		

COSTS DEPLOYMENT AND NUMBER OF YOUNG EXPERTS IN 2018*					
Advances paid in 2018	Dutch Young Experts (21)	Local Young Experts (28)	Total number Young Experts	Contribution ministry	Contribution sector
Young Experts year 1	15	22	37		Determination after completion
Young Experts year 2	6	6	12		Determination after completion
Total advance payments	€ 589.000	€ 296.000	€ 885.000	€ 855.000	

Determination of costs 2018					
Young Experts completed after year 1***	7	6	13		
Young Experts compl. after year 2	4	4	8		
Total costs***	€ -7.676	€ -3.638	€ -11.334	€ -11.334	€ 931.212

The final assessment of the advances paid in 2018 for each Young Experts position will take place after completion of these one- and two-year contracts in the coming years. The share of sector- and subsidy contribution, in which the 50% co-financing regulation is taken into account, can be determined after completion of the contracts. It is noted that the maximum amount of subsidy per year for a Dutch and local Young Expert is respectively €40.000 and €12.000 per year, and therefore the sector is financing at least the aforementioned amounts, however, the actual realisation of costs shows that the overall sector contribution is more than 50%. The negative amounts show that not all organisations have used the total available amount of subsidy and needed to retransfer the unspent funds. Again, the negative total determination costs show that not all organisations had used the total available amount of subsidy and needed to retransfer the unspent funds. These unused funds are then used for new YEP Agrofood positions.

## Performances in 2018

### Proposals

- In 2018, **89** proposals were submitted (of which 20 were rejected), which resulted in the start of 2 batches:
  - Batch 14: **25** Young Experts
  - Batch 15: **29** Young Experts
  - Total: 54 Young Experts**
- Some of the remaining 15 proposals have been withdrawn by the applicant or postponed to batch 16 by the YEP bureau (batch 16 started at the beginning of 2019 and is therefore not included in this annual report)
- Overall: the deployment of Young Experts was limited by the small remainder of YEP years that was left

### Alumni

- 205** alumni, of which **97** Dutch and **108** local
- Up to 2018, **91%** of all YEP alumni stayed in the water and/or agrofood sectors after completing YEP
- 4** local alumni are doing a Masters of PhD in the Netherlands
- 43%** of the Dutch alumni still work and live abroad
- At least **36%** is working internationally while living in the Netherlands



Masterclasses in 2018	
Date	Who
April - May	MDF Stakeholder Analysis
July - August	MDF Gender in Value Chains AgriProFocus
July - August	Business Development Vitens Evides International
October - December	Change Management Vitens Evides International

Alumni events in 2018	
Date	Country
15 - 19 February	Tanzania
16 - 18 March	Kenia
4 - 6 May	Myanmar
6 - 8 July	West Africa (Ghana)
20 - 22 July	Mozambique
21 - 24 September	Malawi
26 - 28 October	Zambia
31 May 2018	Netherlands
1 November 2018	Simultaneous: the Netherlands+Kenya+Ethiopia+Malawi+Zambia+Myanmar


Intervention events in 2018	
Date	Country
21 January - 2 February	Return YEP 10
12 March - 30 March	Start YEP 14
3 June - 15 June	Return YEP 11
17 September - 5 October	Start YEP 15
4 November - 16 November	Return YEP 12
26 - 28 October	Zambia
26 - 28 October	Zambia
Total participants	83

Training and dates in 2018	
Date	Type of training
21 January - 2 February	Return YEP 10
12 March - 30 March	Start YEP 14
3 June - 15 June	Return YEP 11
17 September - 5 October	Start YEP 15
4 November - 16 November	Return YEP 12
Total trained in 2018	121


## Overview organisations per YEP team in 2018

Country	Number of Young Experts added in 2018
Bangladesh	2
Burkina Faso	1
Colombia	3
Cote d'Ivoire	1
Ethiopia	5
Ghana	5
India	1
Indonesia	3
Kenya	10
Liberia	2
Mozambique	5
Myanmar	2
Nepal	2
Nigeria	1
Philippines	1
Rwanda	2
Tanzania	3
Uganda	3
Vietnam	1
Zambia	3
Zimbabwe	1
Total	54

## Overview of Young Experts in 2018

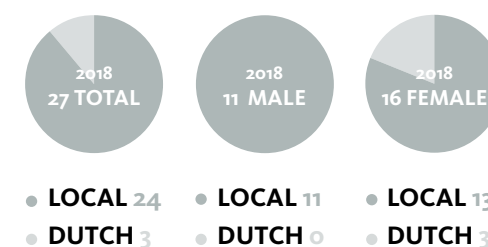


## Annual Report 2018



\* Number of Young Experts up to and including batch 15. The individual number of Young Experts is taken into account (a Young Expert who worked for two organisations, is counted as one)

### Tailor-made (Tm)\*



\*Tm stands apart from the regular YEP Programmes. YEP Tm offers support in the selection of the Young Experts, determines the content of the training in consultation with the client and organises the training and coaching. In 2018 3 Dutch Young Experts started at an Embassy and 24 Local Young Experts via WaterWorX at drinking water companies.

